

PREFACE

The aim of a wholesome education is to enable a child to recognize and develop his/her talents and abilities. It is a tool which shapes & moulds the character & personality of a person.

Imparting education in a systematic and structured manner is extremely important in order to maximize its benefits. Keeping this in mind our teachers have designed the curriculum plan such that due justice is done to each topic. Sufficient time is allotted to all the relevant areas so that at the end of the session each student feels better aware, confident and able to absorb and learn. Based on the theory of learning by doing, the curriculum lays equal stress on activities, thus providing the child with a lot of learning situations where the child will enjoy the whole learning experience.

OUR VISION

Our vision is to be a Centre of Educational Excellence for all children, dedicated to produce responsible citizens and strong leaders of the future – to provide a holistic, stimulating, friendly and safe environment to the students who would come out fully equipped and enriched with values, who would be able to enjoy the journey of life with a smile on their faces, spark in their eyes and wisdom in their thoughts and actions.

OUR MISSION

The school stands committed to provide quality education through tested and accepted procedures and processes that aim at continual improvement. An education for human excellence which helps children grow into responsible citizens of their country who will build a caring and sharing society.

The school's curriculum woven with the strings of knowledge and culture and a host of co-curricular activities aims at building integrated and wholesome personalities, but also enriched with a strong value system. They are fearless, bold and confident, open and receptive, creative and imaginative, active and perceptive and yet kind, soft spoken and well behaved, disciplined and dedicated, hardworking and sincere and above all cheerful.

AIMS & OBJECTIVES

Our aim is to guide the child to develop self as a better human being. We aim at helping the child unfold his/her talent to facilitate and sharpen his/her mental and physical abilities. The emphasis is on encouraging the students to cultivate various skills and develop an

integrated personality. For this a systematic and dynamic child oriented programme will be followed to provide the child with an independent congenial and a meaningful atmosphere.

GENERAL ACTIVITIES

- *We offer children the opportunity to participate in a variety of experiments and activities that will enhance their skills and knowledge.*
- *The day will begin with morning assembly. Every morning 15 minutes will be devoted to Circle Time.*
- *All the festivals and important days will be discussed as and when they occur during the school assembly.*
- *The learning resources will be shared on regular basis. New digital technology Smart Board will be used.*

Keeping in mind the requirement for a healthy body and healthy mind children will be given ample opportunity to play in the toy room, outdoor games and playgrounds. Many activities related to health & hygiene are also made the part of the curriculum.

'The main objectives of the curriculum is to aim at an all-round personality development of the child'. The various aspects of child developments are:-

- *Socio-Emotional Development.*
- *Language Development and Communication Skills.*
- *Physical and Motor Development.*
- *Development of Creative Expansion and Aesthetic Appreciation.*
- *Development of cognitive skills along with value education, thinking skills and spirit of enquiry.*

ACADEMIC SESSIONS

The academic session is divided into two terms:-

Term 1: April - September
Term 2: October – March

SYNOPSIS



NURSERY

A preschool, also known as nursery school, pre-primary school, play school or creche, is an educational establishment or learning space offering early childhood education to children before they begin compulsory education at primary school. The most important years of learning begin at birth. The first three years of a child's life are critical for setting the foundation for language acquisition, socialization, and attitudes to learning. During the early years and especially during the first 3 to 5 years, humans are capable of absorbing a lot of information. The brain grows most rapidly in the early years. High quality and well trained teachers and preschools with developmentally-appropriate programmes can have a long-term effect on improving learning outcomes for children.

The areas of development that preschool education covers vary. However, the following gives a synopsis of topics covered under various subjects in CGKG Nursery:

NUMBER DEVELOPMENT

Pre-Number Concepts

- Matching and sorting
- Pairing
- Sequencing
- Introduction to seriation
- One to one correspondence

Number

- Rote counting 1-30
- Identify number symbols 1-9
- Associate numbers with quantity 1-9
- Match numbers and objects

Comparison

- up/ down, open/ shut, big and small, tall/short, in/out, more/ less, hot/cold, sweet/salty, clean /dirty, wet/dry, over/under, inside/outside, long/short, fast slow.
- Exploring colors – red, black, yellow, blue, green, brown, purple and orange
- Exploring shapes- circle, triangle, square and oval

Measurement

- Measure using familiar objects like blocks, spoons, cups

Time

- Days of the week & months of the year through rhymes and games

LANGUAGE DEVELOPMENT

Oral Topic

- Introduction of Alphabets Aa
- Recognize letters A-Z and their phonic sounds
- Introduction of Alphabets (Two Letter Words)
- Introduction of Capital Alphabets
- Introduction of Small Alphabets

Written Topic

- Holding of Pencil or Crayon
- Picture Recognition of Alphabet
- Coloring the Block of Alphabet
- Matching Similar Alphabets
- Circle the Pictures Related to Alphabet
- Slanting Line
- Zig zag line
- Circle and Curves
- Mixed Pattern

Related activities (Written)

- Match with the corresponding letter
- Circle the correct letter of the picture
- Write the corresponding letter *Draw/Craft work related to the given letter
- Colour the box with the letter related to the picture
- Join the dots to complete a picture (A-Z)
- Match the picture with its phonic sound

BOOKS FOR NURSERY

S. No.	Books
1.	Alphabet Picture Book
2.	G.K Picture Book
3.	Colouring Book
4.	Practice Note Book
5.	Pattern Practice Book

FOR PHONIC DRILL SINGING USE THE LINK MENTIONED BELOW:

<https://youtube.com/watch?v=0z8FhjckGsI&feature=shared>

<https://youtube.com/watch?v=oLRDXPCbMKg&feature=shared>



APRIL & MAY

<u>SUBJECT</u>	<u>TOPICS</u>	<u>CELEBRATION/ SPECIAL DAYS/ ACTIVITY</u>
Language	<ul style="list-style-type: none"> • Sing Phonic drill (A to H) • Self-Introduction 	<ul style="list-style-type: none"> • Music and Movement • Earth Day • Summer Party • Health Day • Mother's Day • Red Day Celebration
Numbers	<ul style="list-style-type: none"> • Circle Shape • Rote count sequentially from 1-5 	
General Awareness (EVS)	<ul style="list-style-type: none"> • Greeting Words • Colour Red • Body Parts • Summer Season 	
Concept (EVS)	Taste: Sweet, Salty, Sour & Bitter	
Fine Motor Skills Development	<ul style="list-style-type: none"> • Threading the Beads • Building Blocks • Scribbling by Crayon • Fingertip impression 	
Physical activity	<ul style="list-style-type: none"> • Walking in a line 	
Stories	<ul style="list-style-type: none"> • Hare and the Tortoise • Laalu aur Peelu 	
Rhymes	<p>English</p> <ul style="list-style-type: none"> • I am little tea pot • I am circle • Shapes puzzle • Greeting Song <p>Hindi</p> <ul style="list-style-type: none"> • मछली का बच्चा • लड्डू गोल • लाल लाल टमाटर 	

JUNE & JULY

<u>SUBJECT</u>	<u>TOPICS</u>	<u>CELEBRATION/ SPECIAL DAY/ ACTIVITY</u>
Language	<ul style="list-style-type: none"> • Singing Phonic drill (I to O) • Recap A to H • Use of I & You, Come and Go 	<ul style="list-style-type: none"> • Eid Celebration • Doctor's Day • World Tiger's Day • Paper Bag Day • World Zoonoses Day • World Nature Conservation Day • Yellow Day celebration • Take away activity • Colour puzzle • Rainy Day Celebration • Show & Tell activity*
Numbers	<ul style="list-style-type: none"> • Triangle Shape • Recap 1 to 5 (Oral) • Numbers 6 to 15 (Oral) 	
General Awareness (EVS)	<ul style="list-style-type: none"> • Magic Words • Colour Yellow • My Family • Rainy Season 	
Concept (EVS)	<ul style="list-style-type: none"> • Recap: Sweet, Salty, Sour & Bitter • Touch–Hard & Soft, Rough & Smooth 	
Fine Motor Skills Development	<ul style="list-style-type: none"> • Threading the Beads • Thumb, Fingertip and Hand printing 	
Physical activity	<ul style="list-style-type: none"> • Walking in a line • Creeping and crawling 	
Stories	<ul style="list-style-type: none"> • Fox and the grapes • Mitthu and the Yellow mango 	
Rhymes	<p>English</p> <ul style="list-style-type: none"> • Rain rain go away • We say thank you, we say please • Yellow yellow all around <p>Hindi</p> <ul style="list-style-type: none"> • बादल राजा, बादल राजा • देखो कितना आम रसीला • लाल पीली मोटर • दो चुहे 	


* **Show & Tell Activity:** Students are invited to bring a favourite object in (as per theme of month) to show their friends and speak about it. The school is required to formulate themes for each month for every class. Themes can be My Favourite Toy/sports/fruit/Vegetable, Seasons, community Helpers, Alphabets, Insects, Animals etc. The students should try and speak about their favourite object/item for a minute and at the end invite their friends to ask questions.

AUGUST

<u>SUBJECT</u>	<u>TOPICS</u>	<u>CELEBRATION/ SPECIAL DAYS/ ACTIVITY</u>
Language	<ul style="list-style-type: none">• Singing Phonic drill (P to T)• Recap A to O	<ul style="list-style-type: none">• Green Day Celebration• Independence Day• Raksha Bandhan• Janmashtami• Show & Tell activity
Numbers	<ul style="list-style-type: none">• Square Shape• Recap 1 to 15 (Oral)• Numbers 16 to 22 (Oral)	
General Awareness (EVS)	<ul style="list-style-type: none">• Fruits & Vegetables• Colour Green	
Concept	<ul style="list-style-type: none">• Recap Touch–Hard & Soft, Rough & Smooth• Sight- Dark & Light, Day & Night	
Fine Motor Skills Development	<ul style="list-style-type: none">• Cotton dabbing• Thumb printing	
Physical activity	<ul style="list-style-type: none">• Jumping and Falling	
Stories	<ul style="list-style-type: none">• Buzz said the Bee• Self-made story- Seb Ki Takat	
Rhymes	<p>English</p> <ul style="list-style-type: none">• Look at the flag• G R E E N I know how to spell <p>Hindi</p> <ul style="list-style-type: none">• तोता हूँ मैं तोता हूँ• 15 अगस्त का दिन• रंग बिरंगी राखी• छोटा सा कन्हैया	

SEPTEMBER

<u>SUBJECT</u>	<u>TOPICS</u>	<u>CELEBRATION/ SPECIAL DAYS/ ACTIVITY</u>
Language	<ul style="list-style-type: none">• Revision of Phonic drill• Use of Please give, Please take	<ul style="list-style-type: none">• Blue Day Celebration• Onam Celebration• Dussehra Celebration• Book Week• Hindi Divas• News Paper Craft Day• Teacher's Day• Literacy Day• Show & Tell activity
Numbers	<ul style="list-style-type: none">• Rectangle Shape• Recap 16 to 22 (Oral)• Numbers 23 to 30 (Oral)	
General Awareness (EVS)	<ul style="list-style-type: none">• Animals (Pet, Wild, Water)• Colour Blue• Autumn Season	
Concept (EVS)	<ul style="list-style-type: none">• Recap – Dark & Light• Introduction – Touch – Hot & Cold	
Fine Motor Skills Development	<ul style="list-style-type: none">• Paper Tearing & Pasting• Ear Bud Impression	
Stories	<ul style="list-style-type: none">• Two Silly Goats	
Rhymes	<p>English</p> <ul style="list-style-type: none">• My Teacher• Cock crows• B L U E Spells Blue <p>Hindi</p> <ul style="list-style-type: none">• राम बडे वीर थे• मेरी बिल्ली काली पीली	





OCTOBER

<u>SUBJECT</u>	<u>TOPICS</u>	<u>CELEBRATION/ SPECIAL DAYS/ ACTIVITY</u>
Language	<ul style="list-style-type: none">• Singing Phonic drill (U to Z)• Pattern - Standing, Sleeping lines	<ul style="list-style-type: none">• Diwali Celebration• Gandhi Jayanti Celebration• Good Touch & Bad Touch (ways to educate our children)• Autumn leaves are falling• Diwali activity (Earthen Diya Decoration)• Orange Day Celebration• Show & Tell activity
Numbers	<ul style="list-style-type: none">• Semi-circle Shape• Numbers 23 to 27 (Oral)• Writing Number 1	
General Awareness (EVS)	<ul style="list-style-type: none">• Birds & Insects• Colour Orange• Autumn Season (Revision)	
Concept (EVS)	<ul style="list-style-type: none">• Sound – Loud & Soft Concept• In & Out	
Fine Motor Skills Development	<ul style="list-style-type: none">• One to One Correspondence – Colours• Bubble Paper, Tissue Paper, Gauge Impression	
Physical activity	<ul style="list-style-type: none">• Walking in Patterns	
Stories	Cheeku and the School Bag	
Rhymes	English <ul style="list-style-type: none">• Diwali is here• Orange Hindi <ul style="list-style-type: none">• नारंगी के रंग• आई दिवाली	

NOVEMBER

<u>SUBJECT</u>	<u>TOPICS</u>	<u>CELEBRATION/ SPECIAL DAYS/ ACTIVITY</u>
Language	<ul style="list-style-type: none">• A to H Identify the alphabet with correct phonetic sounds• Recap – Standing & Sleeping Line• Pattern - Both Slanting Line• Hindi - Oral and Pictorial – अ, आ, इ, ई	<ul style="list-style-type: none">• Guru Nanak Jayanti• Black & White Day Celebration• Our Community Helpers Week• Children’s Day Celebration• Show & Tell activity
Numbers	<ul style="list-style-type: none">• Oval Shape• Numbers 28 to 30 (Oral)	
General Awareness (EVS)	<ul style="list-style-type: none">• Transports (Land, Air & Water)• Colours Black & White• Community Helpers	
Concept (EVS)	<ul style="list-style-type: none">• Sight: Big & Small• Recap: Loud & Soft	
Fine Motor Skills Development	<ul style="list-style-type: none">• Sorting of object by Colours, Shapes & Size• Pen Cap, Bottle Cap & Vegetable Impression	
Physical activity	<ul style="list-style-type: none">• Throwing & Catching	
Stories	<ul style="list-style-type: none">• Pyasa Kawaa & Self-made story according to theme	
Rhymes	<p>English</p> <ul style="list-style-type: none">• Hello Mr. Postman• Hello Mr. Doctor• Black• White that spells white <p>Hindi</p> <ul style="list-style-type: none">• रानी बैठी थी उदास• धोबी आया• डाकिया आया	

DECEMBER

<u>SUBJECT</u>	<u>TOPICS</u>	<u>CELEBRATION/ SPECIAL DAYS/ ACTIVITY</u>
Language	<ul style="list-style-type: none">• I to M Identify the alphabets with correct phonetic sounds• Letter Tracing-Alphabets related to Standing, Sleeping, Slanting lines• Hindi - Oral and Pictorial – उ, ऊ, ऋ	<ul style="list-style-type: none">• Brown Day Celebration• Winter Season• Christmas Day Celebration• Show & Tell activity
Numbers	<ul style="list-style-type: none">• Star Shape• Revision on Oral Numbers (1-30)• Writing - Number 7	
 General Awareness (EVS)	<ul style="list-style-type: none">• Winter Season• Colour Brown• Health & Hygiene	
Concept (EVS)	<ul style="list-style-type: none">• Sight- Full & Empty• Face Expression (Happy, Sad etc.)	
Stories	<ul style="list-style-type: none">• The Grasshopper and the Ant	
Rhymes	<p>English</p> <ul style="list-style-type: none">• There is a colour• Jingle bells• Food makes you big• Red Light, Red Light• Winter is here <p>Hindi</p> <ul style="list-style-type: none">• गर्मी भागी सर्दी आई• लकड़ी का रंग भूरा	
 Oral	<ul style="list-style-type: none">• Animal Sounds• Safety and Traffic Light• Spot the difference• Maze (game)	

JANUARY

<u>SUBJECT</u>	<u>TOPICS</u>	<u>CELEBRATION/ SPECIAL DAYS/ ACTIVITY</u>
Language	<ul style="list-style-type: none">• N to R Identify the alphabets with correct phonetic sounds• Conversation Simple English• Letter Tracing - Alphabets related to Standing, Sleeping, Slanting lines• Hindi - Oral and Pictorial – ए, ऐ, ओ, औ	<ul style="list-style-type: none">• Pink-Purple Day Celebration• Vasant Panchami & Makar Sankranti• Martyr's Day• Lohri & Pongal• Road Safety Day• Show & Tell activity
Numbers	<ul style="list-style-type: none">• Diamond Shape• Revision of Oral Numbers (1-30)• Writing - Number 4	
General Awareness (EVS)	<ul style="list-style-type: none">• Colours Purple & Pink• Recap - Community Helpers & Winter Season	
Concept (EVS)	<ul style="list-style-type: none">• Push and Pull• Recap- Full & Empty	
Stories	<ul style="list-style-type: none">• The Grasshopper and the Ant	
Rhymes	<p>English</p> <ul style="list-style-type: none">• Look at the Flag• Pink, Pink, Pink• Purple Colour <p>Hindi</p> <ul style="list-style-type: none">• सड़क बनी है लंबी चौड़ी	

FEBRUARY & MARCH

<u>SUBJECT</u>	<u>TOPICS</u>	<u>CELEBRATION/ SPECIAL DAYS/ ACTIVITY</u>
Language	<ul style="list-style-type: none"> • S to Z Identify the alphabets with correct phonetic sounds • Join the dots and make alphabets • Hindi - Oral and Pictorial - an, aha • Recapitulation Hindi Swar: अ - अः 	<ul style="list-style-type: none"> • Grey Day Celebration • Rainbow colour Day celebration • Holi Celebration • Coast Guard Day • Show & Tell activity
Numbers	<ul style="list-style-type: none"> • Revision of all Shapes • Rote Counting 1 to 30 	
General Awareness (EVS)	<ul style="list-style-type: none"> • Colour Grey • Rainbow colours • Revision of all colours • Flowers • Spring Season 	
Concept (EVS)	<ul style="list-style-type: none"> • Far & Near 	
Fine Motor Skills Development	<ul style="list-style-type: none"> • Lacing the Shoes, Sorting the Colours, Shapes • Fishing the Ball 	
Physical activity	<ul style="list-style-type: none"> • Rhythmic movements with Rhymes & Dance • Throwing & Catching • Hit the Ball 	
Stories	<ul style="list-style-type: none"> • Mythological story 	
Rhymes	<p>English</p> <ul style="list-style-type: none"> • ABCD • Spring is here • How many colours • G.R.E.Y. Spells grey <p>Hindi</p> <ul style="list-style-type: none"> • रंग बिरंगे प्यारे फूल • रंगो का त्यौहार है होली 	





ANNUAL EVENT PLANNER

<u>MONTH</u>	<u>ACTIVITY</u>
APRIL	Health Check - up
MAY	Mother's Day celebration
JULY	English Rhyme competition (Theme based) Fancy Dress World Nature Conservation Day - Plantation
AUGUST	Grand Parents Day
SEPTEMBER	Hindi Rhyme competition (theme based) Term – 1 Assessment
OCTOBER	Colouring competition World Food Day - Fireless Cooking Event
NOVEMBER	Doha recitation Children's Day Celebration - School Picnic
DECEMBER	Tear and Paste competition Christmas Celebration
JANUARY	Republic Day celebration
FEBRUARY	Revision for Term end Assessment Rhymes Olympiad
MARCH	Term end Assessment

CIRCLE TIME

"Circle time" also referred to as group time that a group of students, young children or people are sitting together for an activity.

The method is now widespread in schools across the country. Many primary schools use the method regularly, and it is starting to be introduced into Secondary schools as well. It is a special time to share fingerplays, chants and rhymes, songs, lay rhythm instruments, read a story, speak on some topic, and participate in movement games and relaxation activities. Circle time provides a time for listening, developing attention span, promoting oral communication, and learning new concepts and skills. It is time for auditory memory, sensory experiences, socialization, and a time for fun. Circle Time should be conducted every day before starting the teaching periods or later in the day before dispersal. The sample activities for circle time are mentioned below :-

Circle Time Activity	
Finger Plays -Fingerplay refers to hand movements coordinated to a song, story, or rhyme. It's a fantastic way to boost oral language skills, imagination, and social skills.	
Story time / Life Skill Stories	
Game of 'I Have/ Who Has' - This classic circle time game is a great way to master colors, shapes, numbers, and letters while building oral language and social skills.	
Alphabet Soup Game -Students go around the circle pulling out and identifying different letters in this educational twist on tasty alphabet soul.	

SYNOPSIS



CLASS - LKG

S. No	Books
1.	Multivitamins – A to F (Six Books)
2.	Notebooks (3)

FOR PHONIC DRILL SINGING USE THE LINK MENTIONED BELOW:

<https://youtube.com/watch?v=0z8FhjckGsI&feature=shared>

<https://youtube.com/watch?v=oLRDXPCbMKg&feature=shared>



APRIL / MAY

<u>SUBJECT</u>	<u>TOPICS</u>
ENGLISH	<p>Orals: - A to Z Recap of Pattern writing</p> <p>Standing lines </p> <p>Sleeping lines ≡</p> <p>Introduction: - Uppercase: L, T, I, F, E, H (Phonic Sounds) Sight words: I, am, a</p> <p>Communicative English:</p> <ul style="list-style-type: none">• Good Morning! Good bye!• May I go to the washroom? May I drink water?• May I come in?
MATHEMATICS	<p>Orals: - 1 to 20 Pre-number concept:</p> <ul style="list-style-type: none">• More / Less• Big / Small• Tall / Short• Similar / Different <p>Identify the Sequence Introduction: Circle shape Introduction of Numbers: 0, 1, 2, 3, 4, 5</p>
CONCEPT (EVS)	<ul style="list-style-type: none">• About Me: Self Introduction<ul style="list-style-type: none">○ I am _____ (name)○ I am _____ years old (age)○ I study in _____○ My father's name is _____○ My mother's name is _____• My body• Keep clean• Things We do
STORIES	<p>The Monkey and the Crocodile गधा और धोबी</p>

RHYMES	<p>English:</p> <ul style="list-style-type: none">• Humpty Dumpty• One Two Buckle My Shoe• Little Bo-peep has lost her sheep• I am special <p>Hindi:</p> <ul style="list-style-type: none">• आहा टमाटर• चुन्नू मुन्नू थे दो भाई
CELEBRATION & SPECIAL DAYS / ACTIVITY	<ul style="list-style-type: none">• Dance on the beat• World Health Day• Earth Day• Mother's Day• Summer Season• Summer Party• Go Green! Say no to plastic• Show & Tell activity

JUNE/JULY

<u>SUBJECT</u>	<u>TOPICS</u>
ENGLISH	<p>Phonic Sound, Orals: A – Z Recapitulation: Letters: L, T, I, H, F, E Introduction: V, W, A, N, M, Z, X, Y, K, U Pattern-U Sight words: he, she, my</p> <p>Communicative English:</p> <ul style="list-style-type: none">• What is your name?• How old are you?• What is the name of your School?• In which class do you study?
MATHEMATICS	<ul style="list-style-type: none">• Orals: 1 – 40• Count and Match (1 – 5)• Read the number and draw the same number of objects• Write the numbers from 1 – 5• Introduction: Numbers 6, 7, 8, 9, 10• Write the numbers from 1 – 10• Shape : Triangle• What comes After and Between (1-10)
CONCEPT (EVS)	<ul style="list-style-type: none">• My Family• My Home• My School and My Classroom• Colours
STORIES	<ul style="list-style-type: none">• Three little pigs• दोस्त की मदद
RHYMES	<p>English:</p> <ul style="list-style-type: none">• Baa, Baa, Black Sheep• Rain Rain Go Away• Ring-a-Ring O Roses• Chubby Cheeks• I hear thunder• My family

	<p>Hindi:</p> <ul style="list-style-type: none">• लकड़ी का घोडा• चिड़िया
CELEBRATION & SPECIAL DAYS / ACTIVITY	<ul style="list-style-type: none">• Father's Day• International Yoga Day• Doctor's Day• Paper Bag Day• Rainy / Monsoon Day• World Nature Conservation Day• Tiger's Day• Music and Beat• Marine Life• Kargil Diwas• Paper Bag Day• Rainy Day• Show & Tell activity

AUGUST

<u>SUBJECT</u>	<u>TOPICS</u>
ENGLISH	<p>Orals : A – Z, Phonic Sound Recapitulation of Previous Letters Introduction: Pattern C and O Letter: C,O,G,Q,D,P,R,B Sight words: it, on, in</p> <p>Communicative English:</p> <ul style="list-style-type: none">• My favourite fruit is _____• My favourite vegetable is _____• My favourite game is _____• My favourite Pet is _____
MATHEMATICS	<ul style="list-style-type: none">• Orals: 1 – 50• Count the objects and circle the correct number• Read the number and colour the objects• Introduction: Numbers 11 – 20• Write the numbers from 11 – 20• Write the numbers from 1 – 20• What comes 'After' and 'Between' (11 – 20)• Shape: Square
CONCEPT (EVS))	<ul style="list-style-type: none">• Fruits• Vegetables• Domestic Animals• Wild Animals
STORIES	The honest wood cutter.
RHYMES	<p>English:</p> <ul style="list-style-type: none">• Little Jack Horner• Hickory Dickory Dock• Itsy – Bitsy Spider• Wheels of the bus

	<p>Hindi:</p> <ul style="list-style-type: none">• सूरज भैया• पानी बरसा• झंडा
CELEBRATION & SPECIAL DAYS / ACTIVITY	<ul style="list-style-type: none">• Independence Day (Fancy dress on patriotic figures)• National Sports Day• World Elephant Day• Friendship Day• International Dog Day• Wild Animals• Show & Tell activity

SEPTEMBER

<u>SUBJECT</u>	<u>TOPICS</u>
ENGLISH	Recapitulation of Previous Letters Orals: A – Z, Phonic Sounds Introduction: Pattern – J, S, Letters – J, S Write A to Z Missing Letters: A – Z Sight word: at, to, go Communicative English: <ul style="list-style-type: none">• What do you like?<ul style="list-style-type: none">- I like to play with doll/ball.- I like dancing/jumping/cycling.
MATHEMATICS	<ul style="list-style-type: none">• Orals: 1 – 60• Identify the number and colour the same number of objects.• Join the dots and colour the Picture.• Introduction: Number 21-30• Shape: Rectangle
CONCEPT (EVS)	Recap: Fruits & Vegetables Domestic and Wild Animals Introduction: Water Animals
HINDI	Orals: अ - अः Introduction of Swar : अ, आ
STORIES	लालची लोमड़ी
RHYMES	English: <ul style="list-style-type: none">• Recap of Previous Rhymes• Jack and Jill• Mary had a Little Lamb• Old Mac Donald

CELEBRATION &
SPECIAL DAYS /
ACTIVITY

- Teacher's Day
- Literacy Day
- Grand Parents Day / Elders day
- Hindi Diwas
- Story of Paper
- World Gratitude Day
- Ganesh Chaturthi
- Show & Tell activity



OCTOBER

<u>SUBJECT</u>	<u>TOPICS</u>
ENGLISH	Orals: A – Z, Phonetic Drill Recapitulation: Uppercase A - Z Introduction: Lowercase, a, b, c, d Sight words: we, you, his Communicative English: <ul style="list-style-type: none">• Magic Words<ul style="list-style-type: none">a. Excuse me, Pleaseb. Thank you, Sorryc. Welcome
MATHEMATICS	Orals: 1 – 70 Written: 1 – 30 What comes After and Between (21-30) Shape: Semi - circle
CONCEPT (EVS)	Birds :With flight / Without flight Animals and their Young Ones
HINDI	Orals: अ - अः Introduction of Swar : इ, ई Recapitulation : अ, आ
STORIES	The Elephant and the Ant
RHYMES	English: <ul style="list-style-type: none">• Two Little Dicky Birds• Little Boy Blue Hindi: <ul style="list-style-type: none">• बादल• तितली

CELEBRATION &
SPECIAL DAYS /
ACTIVITY

- Gandhi / Lal Bahadur Shastri Jayanti
- Good and Bad Touch
- Autumn Season
- Colours on my plate (orange – carrot, red – tomato, green – leafy vegetable, white – Paneer)
- Show & Tell activity

NOVEMBER

<u>SUBJECT</u>	<u>TOPICS</u>
ENGLISH	Phonetic Drill Recapitulation: a – d Introduction: e, f, g, h, i, j, k, l Sight words: her, of, do Communicative English: <ul style="list-style-type: none">Name of our Community Helpers<ol style="list-style-type: none">What does a Doctor do?What does a Teacher do?Who makes furniture?
MATHEMATICS	Orals: 1 – 80 Introduction: Numbers 31 – 40 Write the numbers from 31 – 40 Write the numbers from 1 – 40 What Comes After and Between (31-40) Shape: Oval
CONCEPT (EVS))	Animal Homes Different Community Helpers Flowers
HINDI	Orals: अ - अः Introduction of Swar : उ, ऊ Recapitulation : अ - ई
STORIES	कबूतर और चींटी
RHYMES	English: <ul style="list-style-type: none">The Three Little KittensThe Muffin ManJohnny! Johnny!5 little ducks Hindi: <ul style="list-style-type: none">गेंदचमको- चमको नन्हें तारोंचाचा नेहरू

CELEBRATION &
SPECIAL DAYS /
ACTIVITY

Children's Day
Our Helpers
Save Water Drive
Creepy and Crawlies
Reptiles and amphibians
Show & Tell activity



DECEMBER

<u>SUBJECT</u>	<u>TOPICS</u>
ENGLISH	Phonetic Drill Recapitulation of Previous Letter a - l Introduction: Lowercase m, n, o, p, q, r Sight words: not, she, up
MATHEMATICS	Orals: 1 – 90 Introduction: Numbers 41 – 50 Write the numbers from 41 – 50 Write the numbers from 1 – 50 Shape: Star ★
CONCEPT (EVS)	Transport Our Clothing
HINDI	Orals: अ - अः Introduction of Swar : ऋ, ए, ऐ Recapitulation : अ - ऊ
STORIES	Clever fish
RHYMES	English: <ul style="list-style-type: none">• I 'm a Little teapot• Chubby Cheeks• Jingle Bells Hindi: <ul style="list-style-type: none">• बन्दर मामा• गाजर और टमाटर
CELEBRATION & SPECIAL DAYS / ACTIVITY	Winter Season National Pollution Control Day Christmas Day World Soil Day Show & Tell activity

JANUARY

<u>SUBJECT</u>	<u>TOPICS</u>
ENGLISH	Phonetic Drill Recapitulation: a – r Introduction: Lowercase s, t, u, v, w Sight words: the, can, so Communicative English: <ul style="list-style-type: none">• Which is your favourite festival?• Name our National Symbols<ul style="list-style-type: none">○ National animal○ National flower○ National game○ National fruit
MATHEMATICS	Orals: 1 – 100 Orals: 10 – 0 (Backward Counting) Recapitulation: Write 1 – 50 What comes After and Between (41 – 50) Backward Counting: 10 – 0 Shape: Diamond ◇
CONCEPT (EVS)	Festivals Up in the Sky
HINDI	Orals: अ - अः Introduction of Swar : ओ, औ Recapitulation : अ - ऐ
STORIES	चतुर खरगोश

RHYMES

English:

- Bits of paper
- Ding Dong Bell
- One two three four five

Hindi:

- बिल्ली और चूहा
- तिरंगा

CELEBRATION
& SPECIAL
DAYS /
ACTIVITY

- Republic Day
- Road Safety Day (Traffic lights what they tell)
- Harvest festivals
- Kite flying
- Show & Tell activity

FEBRUARY/MARCH

<u>SUBJECT</u>	<u>TOPICS</u>
ENGLISH	<ul style="list-style-type: none">• Phonetic Drill• Recapitulation: a – w• Introduction: Lowercase x, y, z• Write the letters: a – z• Identify the picture and write the letter it begins with• Write the Letters: Aa – Zz• Missing Letters: Aa – Zz• Vowels: a, e, i, o, u <p>Communicative English:</p> <ul style="list-style-type: none">• How many days are there in a week?• How many months are there in a year?
MATHEMATICS	<ul style="list-style-type: none">• Orals: 1 – 100• Orals: 10 – 0 (Backward Counting)• Before Number: 1 – 10• Missing Numbers: 1 – 50• Recapitulation: Write 1 – 50
CONCEPT (EVS)	<ul style="list-style-type: none">• Indoor and Outdoor Games• Days of the Week• Months of the Year
HINDI	<p>Orals: अ - अः</p> <p>Introduction of Swar : अं, अः</p> <p>Recapitulation : अ - औ</p>
STORIES	<ul style="list-style-type: none">• The Greedy Crocodile

RHYMES

English:

- God's love is so wonderful
- Eena Meena Mina Mo
- Out in the garden

Hindi:

- भालू
- पंडित जी

CELEBRATION
& SPECIAL
DAYS /
ACTIVITY

- Spring Season
- My Universe
- Coast Guard Day
- Annual Day
- Mother Tongue Day
- Sports Day
- Show & Tell activity

CIRCLE TIME

Circle Time should be conducted every day before starting the teaching periods or later in the day before dispersal. The sample activities for circle time for LKG are mentioned below :-

Name of the Activity	Details
Finger Plays	Fingerplay refers to hand movements coordinated to a song, story, or rhyme. It's a fantastic way to boost oral language skills, imagination, and social skills.
Story time	Life Skill Stories
Game of 'I Have/ Who Has'	This classic circle time game is a great way to master colors, shapes, numbers, and letters while building oral language and social skills.
Hot Potato	Children pass around an object while the music plays, and when the music stops, the child holding the object is out. This game can be used to review a variety of concepts, such as numbers or shapes.
Flashcard Fun	Put flashcards for anything in a box or bag. It could be letters, numbers, exercises, yoga poses, animal cards, etc. Pass the bag around the circle. Each child picks out a card and shows it to the class. The child can identify what it is or act it out and the class repeats. This makes the children feel like they are the teacher.
Quiz	Use the circle time for a short round of the quiz. Prepare a list of interesting questions for children to enjoy while learning.

SYNOPSIS



CLASS -UKG

Books

S. No.	Details
1.	Multivitamins – A to D (Four Books)
3.	Note Books (5)
4.	English Reader–FITZROY READERS (Stories 1-10)

FOR PHONIC DRILL SINGING USE THE LINK MENTIONED BELOW:

<https://youtube.com/watch?v=0z8FhjckGsI&feature=shared>

<https://youtube.com/watch?v=oLRDXPCbMKg&feature=shared>



APRIL/MAY

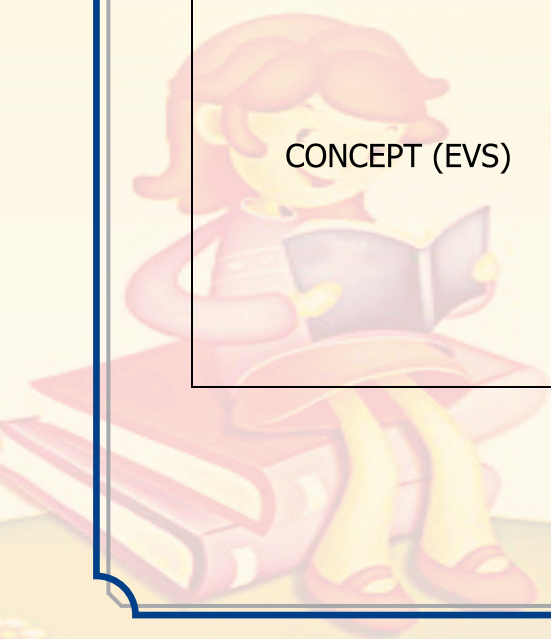
<u>SUBJECT</u>	<u>TOPICS</u>
ENGLISH	<p>Phonic Drill Sequential writing of small letters a – z Revision – sight words – a, i, am, my, an, at, it...</p> <p>Practice Notebook</p> <ul style="list-style-type: none">• Words of 'a' family• ab, ad, ag, am, an, ap & at• Rhyming words: English Reader Story 1– A Fat Cat <p>Communicative English:</p> <ul style="list-style-type: none">• What is your name?• How old are you?• In which class do you study?• What is the name of your school?
MATHEMATICS	<p>1 – 50 (Written & Orals)</p> <p>Practice Notebook</p> <ul style="list-style-type: none">• Number Names 1 – 5
HINDI	<p>अ - अ: (स्वर) क - ण (व्यंजन) मौखिक और लिखित</p>
CONCEPT (EVS)	<p>My Body (External and Internal organs) My Senses Me & My Family</p> <p>Notebook</p> <ul style="list-style-type: none">• Name any 4-body parts.• What do you do with your eyes?• How many sense organs are there?• What do you do with your tongue?• What is your Father's Name?• What is your Mother's Name?

STORY	The fox and the stork टोपी वाला
RHYMES	English: <ul style="list-style-type: none">• Jack Be Nimble• Old Mother Goose Hindi: <ul style="list-style-type: none">• वंदना• भालू दादा
SPECIAL DAYS/ CELEBRATIONS	Summer season World Health Day Earth Day Mother's Day Summer Party Dance on the beat Show & Tell activity



JUNE/JULY

<u>SUBJECT</u>	<u>TOPICS</u>
ENGLISH	<p>Phonic Drill Phonic Revision/ Sight words Revision of previous words</p> <p>Practice Notebook</p> <ul style="list-style-type: none">• One/many• Words of 'i' family ib, ig, it, in & ip• Rhyming words: English Reader Story 2 – A Big Pig <p>Communicative English:</p> <ul style="list-style-type: none">• How are you feeling today?• How is the weather today?
MATHEMATICS	<p>Number Name: 6 – 10 Counting 51 - 100 Greater than, Smaller than & equal to (<, >& =)</p>
HINDI	<p>वर्णमाला (क -ण) व्यंजन त – म</p>
CONCEPT (EVS)	<p>Food Vegetables and Fruits Germination</p> <p>Practice Notebook</p> <ul style="list-style-type: none">• Name any 2 healthy food• Name any 2-junk food• Name any 5 fruits• Name your favourite vegetable• What do plants need to grow?



STORIES	The coconut tree & the banyan tree चींटी और कबूतर
RHYMES	<p>English:</p> <ul style="list-style-type: none"> • Goosey Goosey Gander • Wee Willy Winkie • In the heart of a seed, buried deep... <p>Hindi:</p> <ul style="list-style-type: none"> • रानी परी • मेंढक
SPECIAL DAYS/ CELEBRATIONS	Yoga Day Father's Day Tiger's Day World Nature Conservation Day Doctor's Day Kargil Vijay Diwas Monsoon / Rainy Day Music & Movement Show & Tell activity



AUGUST

<u>SUBJECT</u>	<u>TOPICS</u>
ENGLISH	Phonic Drill/ Sight words Revision of previous sight words Practice Notebook <ul style="list-style-type: none">• Words of 'u' family ub, ug, un, ud, up, us & ut• Gender• Rhyming words: English Reader Story 3 – Bug on a Rug Communicative English: <ul style="list-style-type: none">• How are you today?• What did you have for breakfast today?
MATHEMATICS	Skip counting by 2's Practice Note Book Number Names: 11 to 15
HINDI	<ul style="list-style-type: none">• व्यंजन (य – श्र)• वर्णमाला
CONCEPT (EVS)	Birds Animal Around us My School/My Classroom Practice Notebook work <ul style="list-style-type: none">• Name the tallest bird.• Name the national animal.• Where do rabbits live?
STORIES	Lord Krishna
RHYMES	English: <ul style="list-style-type: none">• Rock-a bye- Baby• The old women who lived in a shoe Hindi: <ul style="list-style-type: none">• पिंटूचिट्टू• पेड़

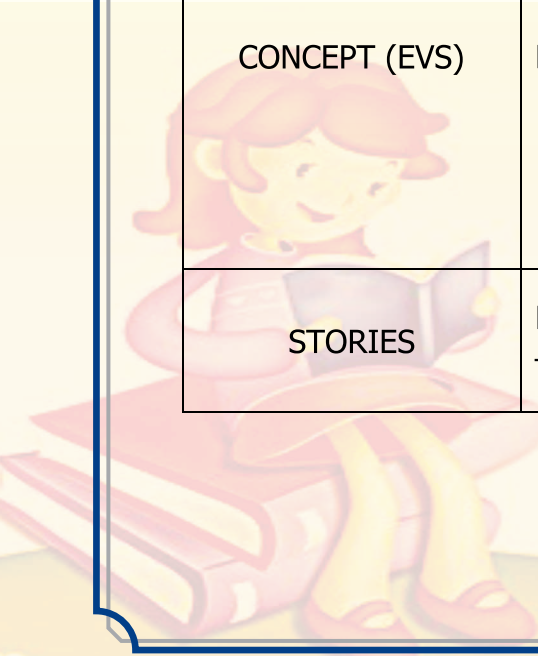
SPECIAL DAYS/
CELEBRATIONS

National Sports Day
Independence Day
Let's learn about our National Symbols
& Currency of India
Recap of Previous Topics
Show & Tell activity



SEPTEMBER

<u>SUBJECT</u>	<u>TOPICS</u>
ENGLISH	<p>Phonic Drill/ Sight words Sight words – This, That, Him & Her</p> <p>Practice Notebook</p> <ul style="list-style-type: none">• Gender• Words of 'o' family ot, op & og• Rhyming words: English Reader Story 4 - Dot <p>Communicative English:</p> <ul style="list-style-type: none">• Let's play a game• Come here, put it inside the box
MATHEMATICS	<p>Skip counting by 5's</p> <p>Practice Notebook Work Number names: 15 to 20</p>
HINDI	<p>वर्णमाला : व्यंजन और स्वर दो अक्षर केशब्द - कप , कल, चल</p>
CONCEPT (EVS)	<p>Means of Transport (Air, Land and Water) Air and Water Week days</p> <p>Practice Notebook work</p> <ul style="list-style-type: none">• Name any two land transports.• Where does a train run?• Why do we need air• Name any 4 sources of water.
STORIES	<p>Lord Krishna प्यासा कौआ</p>

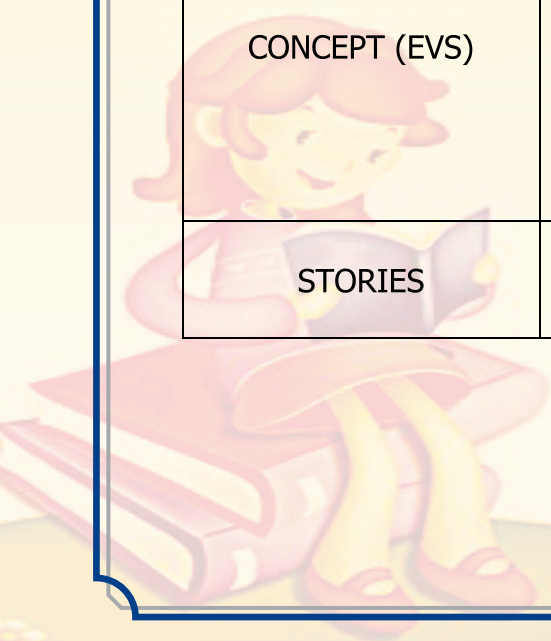


RHYMES	English: <ul style="list-style-type: none">• Sing a song of six pence• Peter, Peter pumpkin eater• Kookaburra Song (YouTube) Hindi: <ul style="list-style-type: none">• तितली रानी• चल मेरे घोड़े
SPECIAL DAYS/ CELEBRATIONS	Teacher's Day Grandparents Day / Elders Day Hindi Diwas Newspaper Craft Day World Gratitude Day Show & Tell activity



OCTOBER

<u>SUBJECT</u>	<u>TOPICS</u>
ENGLISH	<p>Phonic Drill/ Sight words Now, with, From & Some</p> <p>Practice Notebook</p> <ul style="list-style-type: none">• Words of 'e' family et, eg, en & ed• Rhyming words: English Reader Story 5 – The Pet Hen <p>Communicative English:</p> <ul style="list-style-type: none">• My favourite festival• Present Prime Minister & President of India
MATHEMATICS	<p>Addition on number line</p> <p>Practice Note book Addition</p>
HINDI	<p>वर्णमाला तीन अक्षर केशब्द - मटर, अमर</p>
CONCEPT (EVS)	<p>Community Helpers</p> <p>Practice Notebook work</p> <ul style="list-style-type: none">• Who treats a sick person?• Who teaches us?• Who takes care of a garden?• Who mends our shoes?
STORIES	<p>The boy who cried wolf</p>



RHYMES	English: <ul style="list-style-type: none">• Pussy cat, Pussy cat• Old King Cole Hindi: <ul style="list-style-type: none">• तोताराम• चिड़िया बोल
SPECIAL DAYS/ CELEBRATIONS	Gandhiji/ Lal Bahadur Shastri Jayanti Good Touch & Bad Touch Fireless Cooking Autumn Season Show & Tell activity

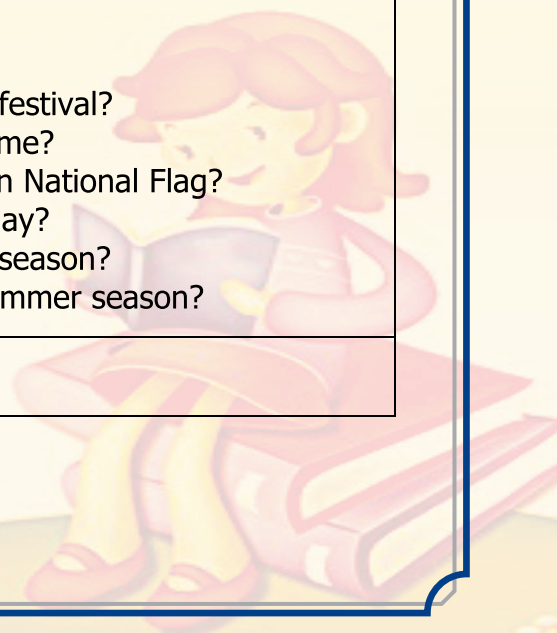


NOVEMBER

<u>SUBJECT</u>	<u>TOPICS</u>
ENGLISH	Phonic Drill / Sight words Who, What, Why & How Practice Notebook Preposition in & on Rhyming words: English Reader Story 6 – Fox on the Box Communicative English: What do we see in the garden? What is the colour of a tree?
MATHEMATICS	Single digit – Subtraction
HINDI	वर्णमाला चार अक्षर वाले शब्द – कसरत, बरगद
CONCEPT (EVS)	Indoor/Outdoor Games Place of Worship Practice Notebook What is your favourite game? Where do Hindus go to pray? Where do Sikh go to pray?
STORIES	बकरी का बच्चा
SPECIAL DAYS/ CELEBRATIONS	Children's Day Save Water Drive Show & Tell activity
RHYMES	Peter Piper To Market, To Market बरसे पानी कोयल

DECEMBER

<u>SUBJECT</u>	<u>TOPICS</u>
ENGLISH	<p>Phonic Drill/ Sight words Make, Live, Also & Much</p> <p>Practice Notebook This and That Rhyming words: English Reader Story 7- I Can Run</p> <p>Communicative English: Market place discussion</p> <ul style="list-style-type: none">• What do we see in a market?• Who sells vegetables?
MATHEMATICS	<p>Double digit – Addition & Subtraction</p> <p>Practice Note book Number Names: 21 to 25</p>
HINDI	<p>वर्णमाला आ की मात्रा – आम, चार</p>
CONCEPT (EVS)	<p>Festivals National Symbols Seasons</p> <p>Practice Notebook Which is your favourite festival? What is our National game? How many colours are in National Flag? How are you feeling today? Which is your favourite season? What do you wear in summer season?</p>
STORIES	Christmas Story

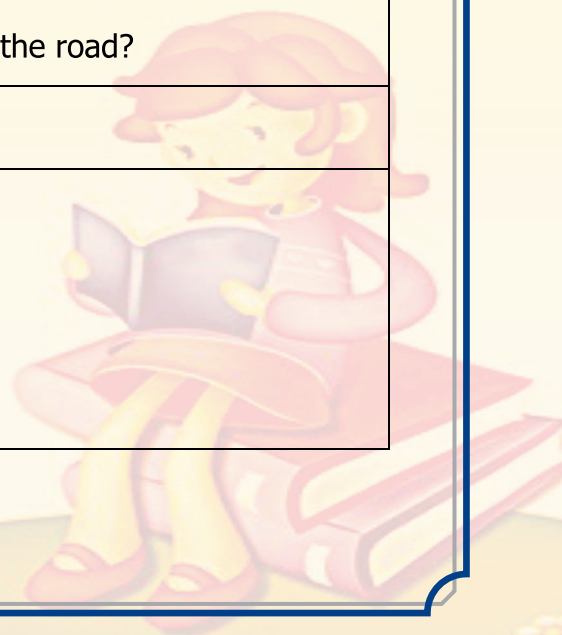


RHYMES	English <ul style="list-style-type: none">• Simple Simon met a Pieman• Little Tommy Tucker Hindi <ul style="list-style-type: none">• कालू मदारी• सोनपरी सी धूप
SPECIAL DAYS/ CELEBRATIONS	National Pollution Control Day Winter Season Show & Tell activity



JANUARY

<u>SUBJECT</u>	<u>TOPICS</u>
ENGLISH	Phonic Drill / Sight words Once, Long, And & They Practice Notebook <ul style="list-style-type: none">• These & Those• Rhyming words: English Reader Story 8 – The Picnic Communicative English: <ul style="list-style-type: none">• Can you help me in packing this bag?• Where are you going?
MATHEMATICS	Time Practice Note book Revision of Skip counting
HINDI	वर्णमाला ई की मात्रा - चिड़िया, दिया
CONCEPT (EVS)	Good Manners Safety habits Practice Notebook <ul style="list-style-type: none">• Name three golden words?• Is it safe to play with fire?• Where we should walk on the road?
STORIES	शेर और चूहा
RHYMES	English: <ul style="list-style-type: none">• Ride a cock Horse• Mary, Mary quite contrary Hindi: <ul style="list-style-type: none">• 26 जनवरी का दिन है आया• हमने तीन चीजे देखी



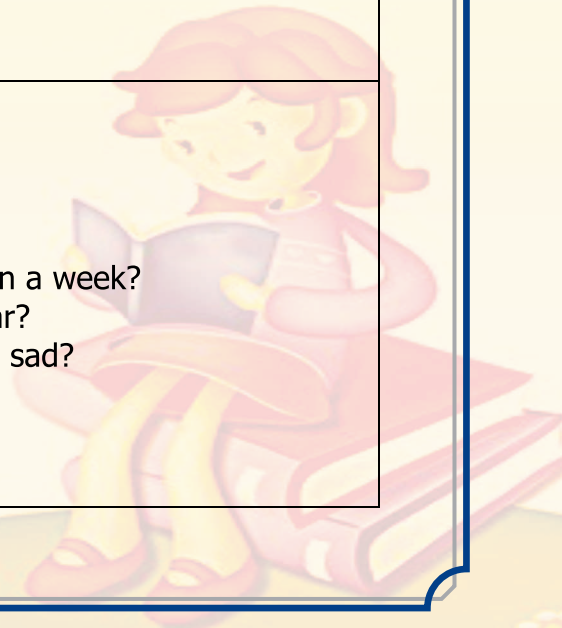
SPECIAL DAYS/
CELEBRATIONS

Road Safety
Republic Day
Show & Tell activity



FEBRUARY/MARCH

<u>SUBJECT</u>	<u>TOPICS</u>
ENGLISH	<p>Phonic Drill / Sight words Revision of all sight words</p> <p>Practice Notebook</p> <ul style="list-style-type: none">• Paragraph Writing – Myself and My school• Rhyming Words: English Reader Story 9/10 – My Pup, John and His Fox <p>Communicative English:</p> <ul style="list-style-type: none">• How many colours are there in a Rainbow?• Which is your favourite colour? <p>Revision All Previous Topics</p>
MATHEMATICS	<p>Before, After & Between numbers</p> <p>Practice Note book Number: 1 to 100</p> <p>Revision All Previous Topics</p>
HINDI	<p>वर्णमाला ई की मात्रा – चीता, पीला</p>
CONCEPT (EVS)	<p>Emotions Months</p> <p>Practice Notebook</p> <ul style="list-style-type: none">• How many days are there in a week?• How many months in a year?• When do you feel happy or sad? <p>Revision All Previous Topics</p>



STORIES	The Golden Touch
RHYMES	Revision of all Hindi and English Rhymes
SPECIAL DAYS/ CELEBRATIONS	Spring Celebration Basant Panchmi Coast Guard Day Mother Language Day Show & Tell activity



CIRCLE TIME

Circle Time should be conducted every day before starting the teaching periods or later in the day before dispersal. The sample activities for circle time are mentioned below :-

<u>Circle Time Activity</u>	<u>Details</u>
Dance Freeze	Play some music or sing a song. Everyone dances willy nilly. Suddenly, stop the song, but don't sing to the end of a verse, that is too predictable. Everyone must freeze in their position.
Story time	Life Skill Stories
Picture Pieces	Give the children a puzzle to solve. Sitting together in a circle to solve a puzzle can help them notice how others perform. As a result, children would be encouraged to perform faster.
Hot Potato	Children pass around an object while the music plays, and when the music stops, the child holding the object is out. This game can be used to review a variety of concepts, such as numbers or shapes.
Alphabet Shopping	Using the first letter of each child's name, pretend to go shopping for an item that begins with that letter. For example, "Jake will buy a jump rope." Go around the circle until everyone has had a turn. This helps with letter recognition.
Quiz	Use the circle time for a short round of the quiz. Prepare a list of interesting questions for children to enjoy while learning.
Science based activities	Planes (inclined/flat) Earth's gravity fall Travelling water

